

Asfeerflex

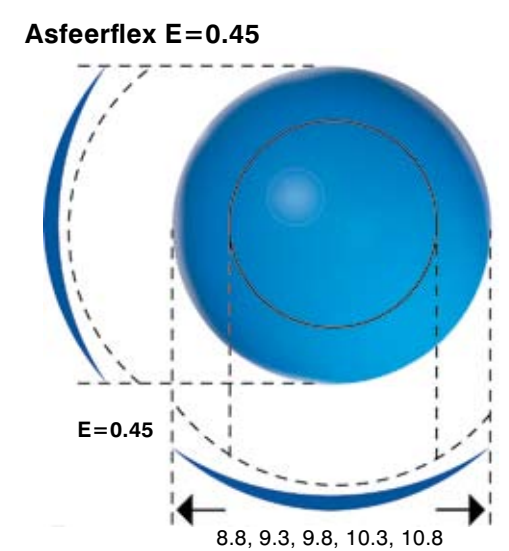
Excellent comfort, vision and eye health.

GP contact lenses perform best both in quality and stability of vision.

The fully aspheric contact lens geometry in combination with the latest contact lens materials, guarantee a stressless cornea. And on top of that, optimum comfort and superior vision for years.

The first Asfeerflex contact lens was developed and introduced 25 years ago. During these 25 years and due to the development of new manufacturing techniques, the lens is evaluated to the state of art GP contact lens currently available.

The fitting of the Asfeerflex contact lens is easy and only needs some simple fitting rules. The fully aspheric design allows larger diameter which gives a great comfort and very quick adaptation time.



Asfeerflex 0.45

Field of application:
First choice GP contact lens with quick adaptation. Suitable for every refractive correction with up to 2.00 D astigmatism.

Lens design:
Thin rotational symmetric gas permeable contact lens with fully aspheric back side geometry with an eccentricity value of 0.45 and spherical front design and a:

Tangential skibevel of	0.30 mm
Central thickness (@ -3.00 D)	0.16 mm
Edge thickness	0.12 mm

Power- and base curve range:

Base curves:	7.00 to 9.00 mm (steps: 0.05)
Power range:	+20.00 to -20.00 D (steps: 0.25)
Diameter:	8.8, 9.3, 9.8, 10,3 and 10.8 mm
Available material:	HP, FM, XO, SiH

Radius selection:
Mean-K +0.10 mm



Eclips

The natural solution for high astigmatism

The best correction for astigmatism, which always guarantees stability and optimal vision are GP contact lenses. Due to the tear lens that is formed between toric cornea and symmetric back curve of the GP lens, astigmatism is visually corrected.

But when the corneal astigmatism is higher than 2.00 D the Asferflex lens lacks comfort, due to the instable fit of the lens on the cornea.

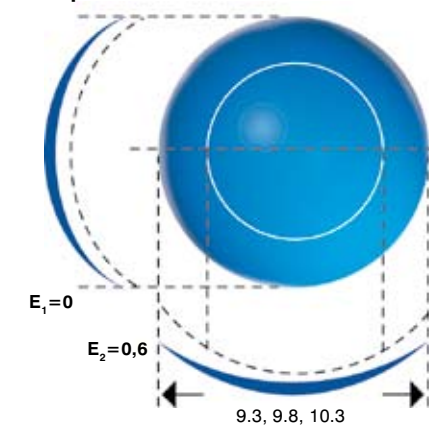
To stabilize the fit on a toric cornea without loosing the correction of the astigmatism that makes the GP lens so powerful, the Eclips lens is designed. The Eclips contact lens has an ingenious design with two different aspheric main axis. The concept of this meridian specific contact lens makes the fitting of high toric corneas up to 8.00 D astigmatism very simple. And without residual astigmatism as in the common bitoric alternative.

There are 3 varieties: Eclips 2,3 and 4

Eclips 2

For astigmatism of 2.00 to 3.00 D.

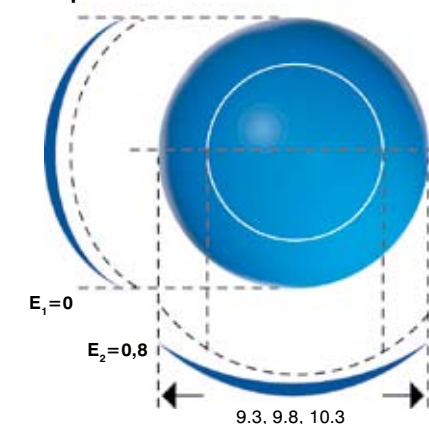
Eclips 2



Eclips 3

For astigmatism of 3.00 to 4.00 D.

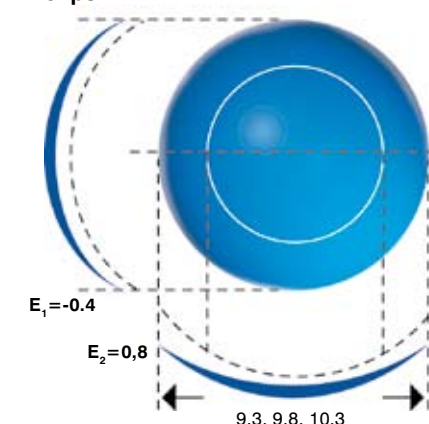
Eclips 3



Eclips 4

For astigmatism of 4.00 D and higher.

Eclips 4



The adaptation time and comfort are due to the thin lens construction, remarkable good. And the fitting is as simple as the Asferflex lens.

Eclips 2 • Eclips 3 • Eclips 4

Field of application:

- First choice GP contact lens for the toric cornea with easy fitting rule, simple over refraction without residual astigmatism.
- Thin contact lens with quick adaptation, for every spherical eye correction together with astigmatism between 2.00 and 8.00 D.

Lens design:

Thin contactlens with a meridian specific back curve. The two backcurve meridians have different exentricities, so although the center radius is the same in every direction, the progressive flattening is different in both 180° and 90° directions. The front design of the contact lens is spherical and has a:

Tangential skibevel of	0.30 mm
Central thickness (@ -3.00 D)	0.16 mm
Edge thickness	0.12 – 0.16 mm

In 3 varieties:

Eclips 2 with eccentricity values of	0 and 0.6
Eclips 3 with eccentricity values of	0 and 0.8
Eclips 4 with eccentricity values of	-0.45 and 0.8

Power- and base curve range:

Base curves:	6.60 to 8.80 mm (steps: 0.10).
Power range:	+20.00 to -20.00 D (steps: 0.25).
Diameter:	9.3, 9.8 and 10,3 mm.
Available material:	HP, FM, XO, SiH.

Fitting rules:

Radius choice is based on with central K-readings and independent of diameter contact lens.

Type selection:

Eclips 2	for astigmatism between 2.00 and 3.00 D (hor. and vert. K-reading difference between 0.40 and 0.60 mm)
Eclips 3	for astigmatism between 3.00 and 4.00 D (hor. and vert. K-reading difference between 0.60 and 0.80 mm)
Eclips 2	for astigmatism higher as 4.00 D (hor. and vert. K-reading difference > 0.80 mm)

Radius selection:

Mean-K +0.10 mm

Multifocal 45 and multifocal 55

Field of application:

All presbyopia patients who are or can be successfully fitted with the Asfeerflex or Eclips contact lenses.

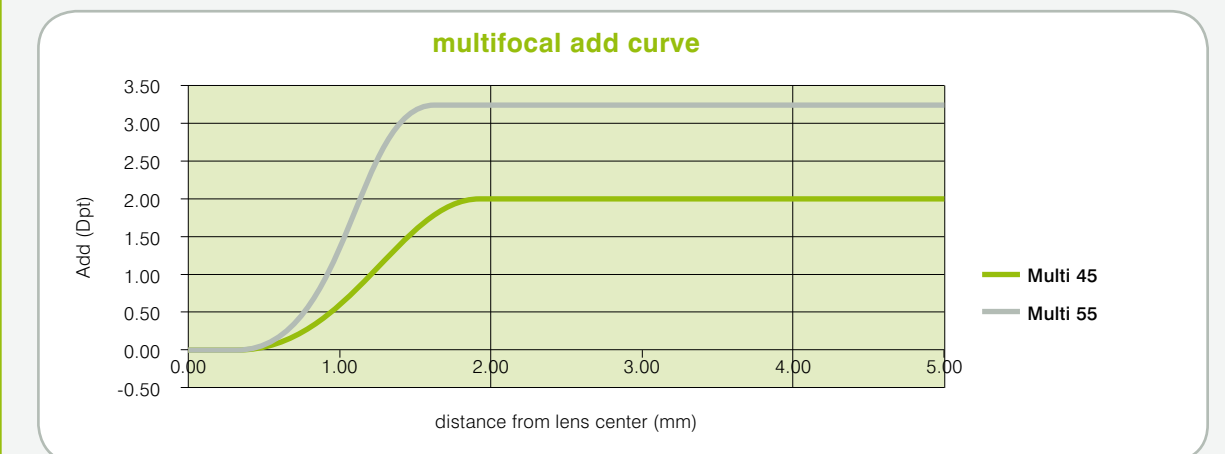
Contact lens design:

The base curves are identical to their monofocal counter parts. The Asfeerflex and Eclips contact lenses have a multifocal front curve with unique characteristics. The aspheric front zone has concentric areas for:

- Unlimited distance vision in the central zone;
- functional intermediate vision (for computer distance, etc.);
- a reading zone towards the periphery.

Varieties:

- 45: for reading additions to +2.25 D
- 55: for reading additions to +3.25 D



Power and base curve range:

Identical to Asfeerflex and Eclips.

Fitting rule:

Identical to Asfeerflex and Eclips.

De multifocale uitvoering is succesvol wanneer:

- The contact lens should centre well after blinking. (A high or low position of the lens disrupts the optical performance of the lens).
- Pupil diameter, under normal light conditions should fit to the patients' age, and should be 4.5 mm max.
- For reason of optimum centration of the contact lens, the multifocal variation is commonly selected 0.5 mm larger in diameter than the monofocal variation.
- Patients should have reasonable expectations on the visual performance of contact lenses for presbyopia.

Multifocal

The multifocal GP lenses are the most effective lenses for correcting presbyopia, due to the combination of simultaneous and alternated vision.

The unique designed multifocal front curves of the Asfeerflex, as well as the Eclips lens, are of a central distance type. They are available in two varieties:

- **Multifocal 45 for the younger presbyopia patient (with maximum reading addition of +2.25 D)**
- **Multifocal 55 for the older presbyopia patient (with a maximum reading addition of +3.25 D)**

Fitting the multifocal Asfeerflex and Eclips contact lenses is identical with fitting the monofocal types. The multifocal works best when the lenses have a good centration.

To improve centration, the multifocal version in general is selected 0.5 mm larger in diameter (often 10.3 mm) than the corresponding monofocal type.

